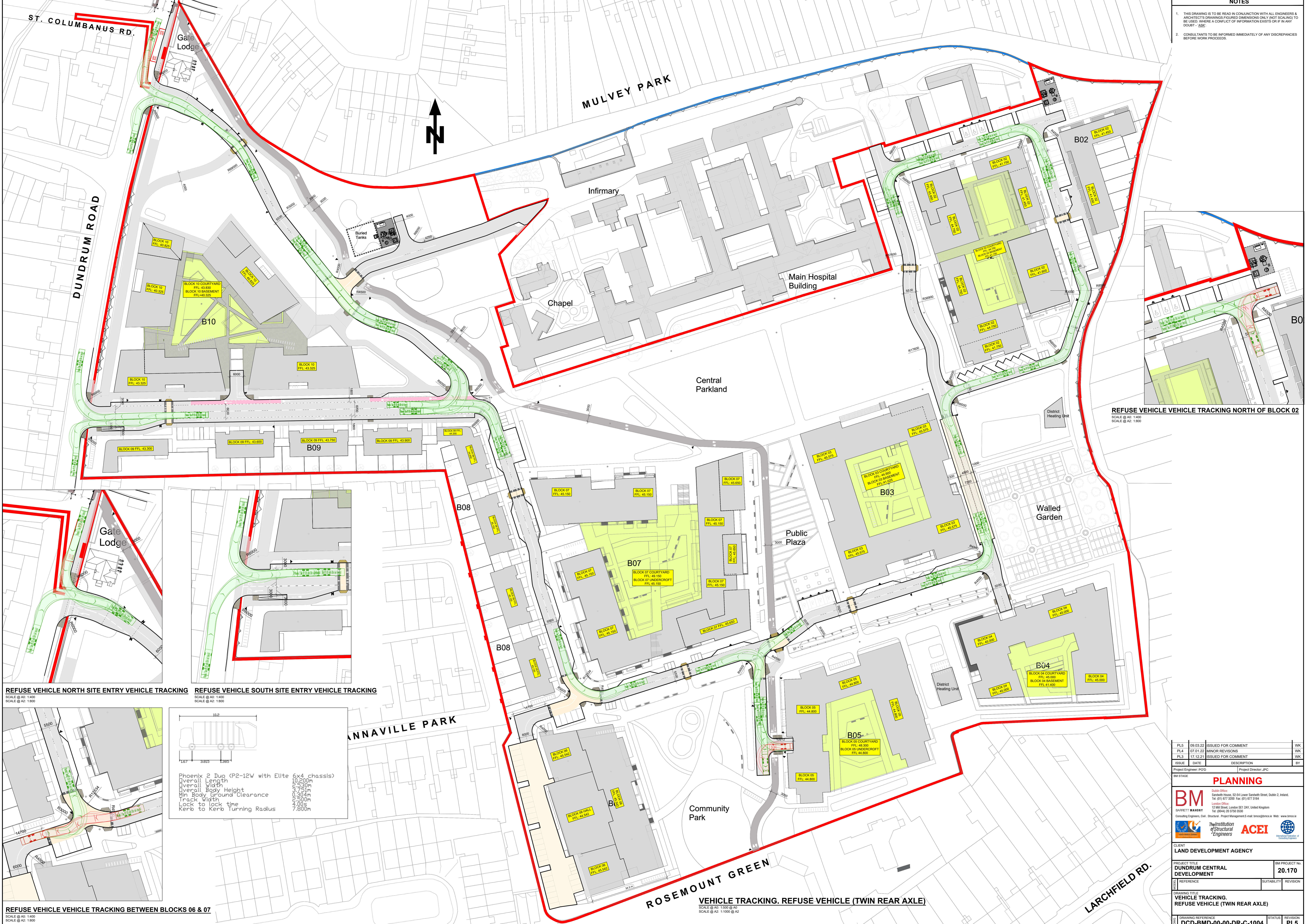


**NOTES**

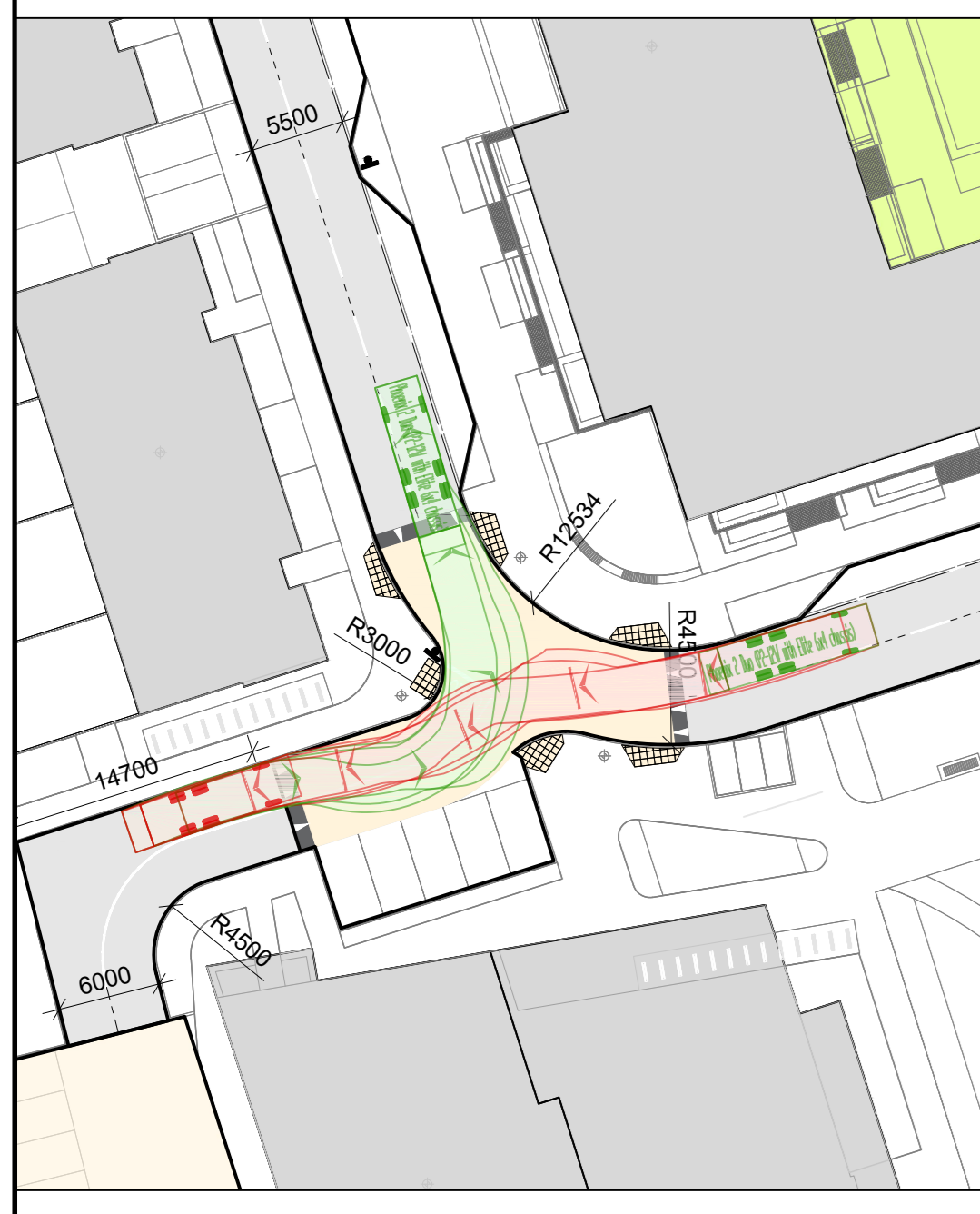
1. THIS DRAWING IS TO BE READ IN CONJUNCTION WITH ALL ENGINEERS & ARCHITECTS DRAWINGS FIGURED DIMENSIONS ONLY (NOT SCALING) TO BE USED, WHERE A CONFLICT OF INFORMATION EXISTS OR IF IN ANY DOUBT - ASK.
2. CONSULTANTS TO BE INFORMED IMMEDIATELY OF ANY DISCREPANCIES BEFORE WORK PROCEEDS.



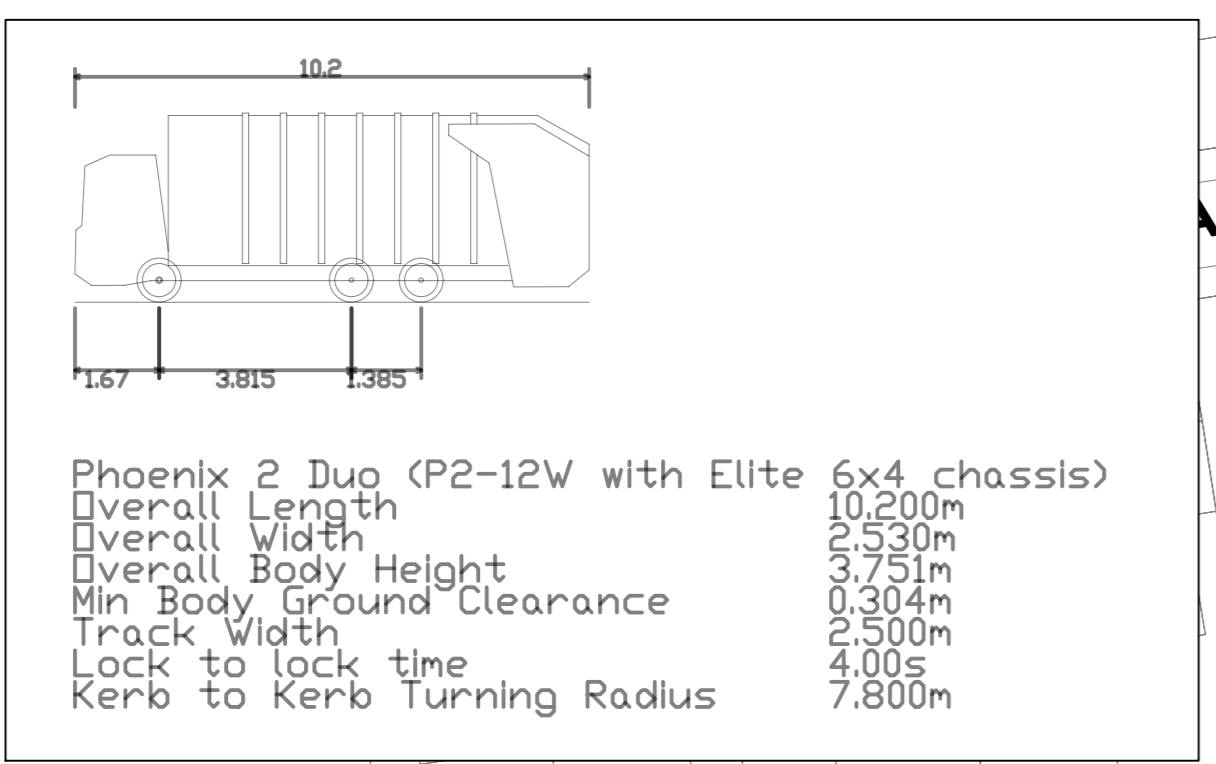
**REFUSE VEHICLE TRACKING NORTH OF BLOCK 02**  
SCALE @ A0: 1:400  
SCALE @ A2: 1:800

**REFUSE VEHICLE NORTH SITE ENTRY VEHICLE TRACKING**  
SCALE @ A0: 1:400  
SCALE @ A2: 1:800

**REFUSE VEHICLE SOUTH SITE ENTRY VEHICLE TRACKING**  
SCALE @ A0: 1:400  
SCALE @ A2: 1:800



**REFUSE VEHICLE TRACKING BETWEEN BLOCKS 06 & 07**  
SCALE @ A0: 1:400  
SCALE @ A2: 1:800



**VEHICLE TRACKING, REFUSE VEHICLE (TWIN REAR AXLE)**  
SCALE @ A0: 1:500 @ A0  
SCALE @ A2: 1:1000 @ A2

PL5	09.03.22	ISSUED FOR COMMENT	WK
PL4	07.01.22	MINOR REVISIONS	WK
PL3	17.12.21	ISSUED FOR COMMENT	WK
ISSUE	DATE	DESCRIPTION	BY
Project Engineer: POD		Project Director: JPC	

**PLANNING**

**BM**  
 BARRETT MANNING  
 12 Mill Street, London SE1 2AY, United Kingdom  
 Tel: (0)20 7730 3000 Fax: (0)20 773 2164  
 www.bm.co.uk

**ACEI**  
 The Institution of Structural Engineers  
 www.istructure.org.uk

CLIENT <b>LAND DEVELOPMENT AGENCY</b>		BM PROJECT NO. <b>20.170</b>	
PROJECT TITLE <b>DUNDRUM CENTRAL DEVELOPMENT</b>		SUITABILITY	REVISION
DRAWING TITLE <b>VEHICLE TRACKING, REFUSE VEHICLE (TWIN REAR AXLE)</b>			
DRAWING REFERENCE <b>DCD-BMD-00-00-DR-C-1004</b>	STATUS <b>PL5</b>		